

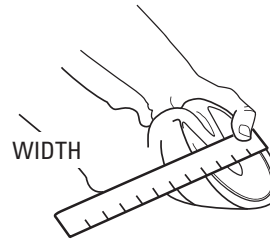
EasySoaker Hoof Boot Measurement Log

Keep track of your horse's hoof growth.
Questions? Give us a call! 1.800.447.8836.

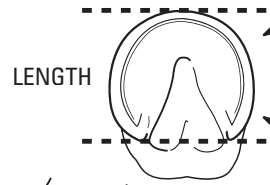
EasySoaker

Size	Width in inches	Length in inches
Small	3 3/4" - 4 1/2"	4 1/4" - 5"
Medium	4 1/2" - 5 1/4"	5" - 5 3/4"
Large	5 1/4" - 5 3/4"	5 3/4" - 6 1/4"
X-Large	5 3/4" - 6 1/4"	6 1/4" - 6 3/4"
XX-Large	6 1/4" - 6 3/4"	6 3/4" - 7 1/4"
XXX-Large	6 3/4" - 7 1/4"	7 1/4" - 7 3/4"

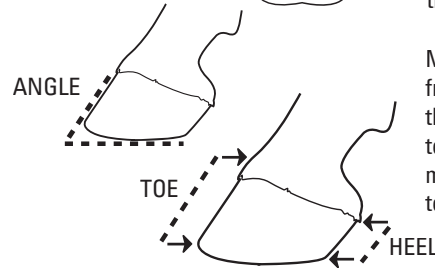
Size	Width in mm	Length in mm
Small	95-115mm	108-127mm
Medium	115-134mm	127-146mm
Large	134-136mm	146-159mm
X-Large	146-159mm	159-172mm
XX-Large	159-172mm	172-184mm
XXX-Large	172-184mm	184-190mm



Measure the width of the hoof across the bottom at the widest point.



Measure the length of the hoof from the toe to the buttress line of the heel. The buttress line is the farthest weight bearing point of the heel where the hoof wall ends. Do not include the heel bulbs in the measurement.



Measure the toe length from the groove just above the hairline to the tip of the toe. Heel length should be measured from the hairline to the end of the heel.

HORSE'S NAME: _____

Date: _____

	Width	Length	Hoof Angle	Toe Length	Heel Length	Boot Size
Right Front						
Left Front						
Right Hind						
Left Hind						

Date: _____

	Width	Length	Hoof Angle	Toe Length	Heel Length	Boot Size
Right Front						
Left Front						
Right Hind						
Left Hind						

Date: _____

	Width	Length	Hoof Angle	Toe Length	Heel Length	Boot Size
Right Front						
Left Front						
Right Hind						
Left Hind						

Date: _____

	Width	Length	Hoof Angle	Toe Length	Heel Length	Boot Size
Right Front						
Left Front						
Right Hind						
Left Hind						



EasyCare